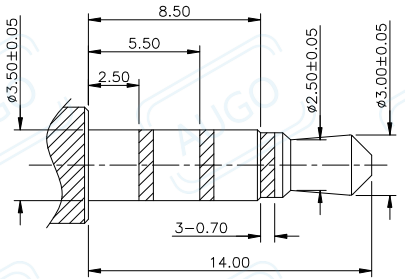


RoHS
Compliant

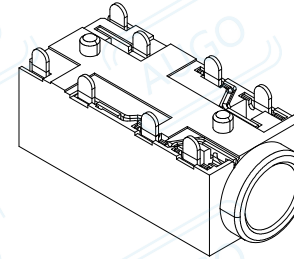
ZONE	E C N . N O .	DESCRIPTION	DRAWING	DATE
A		INITIAL	G.C.CHEN	03-06-2025

技术要求:

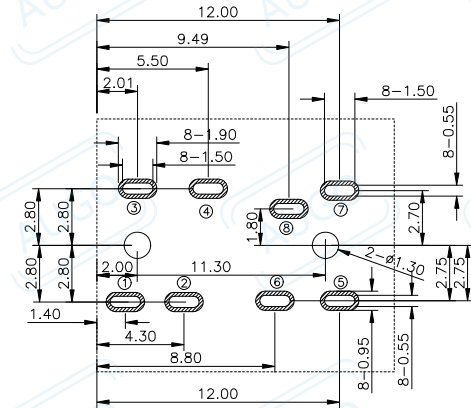
- 电气及机械特性要求如下:
 - 接触阻抗: 50mΩ以下;
 - 绝缘阻抗: 100MΩ以上;
 - 耐电压: 500V AC以上;
 - 耐插拔: 5,000次以上;
 - 插入力: 0.3~3.0kgf (3~30N);
 - 拔出力: 0.3~3.0kgf (3~30N).
- 产品符合RoHS环保标准要求.



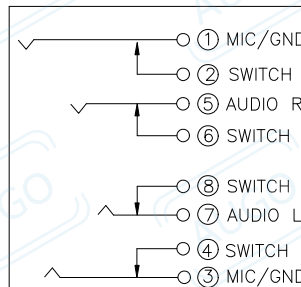
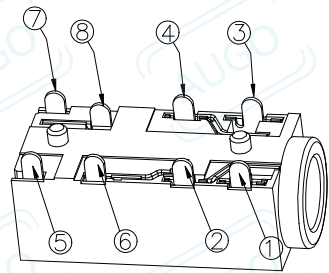
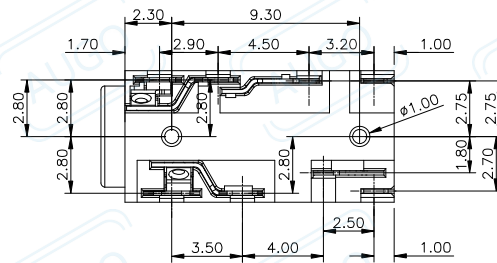
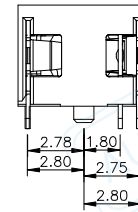
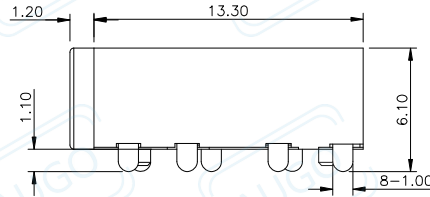
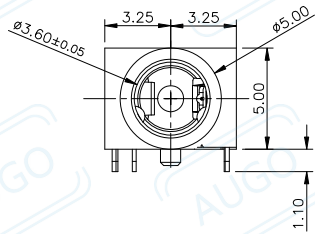
(ø3.50mm 4 POLE PLUG DETAIL DRAWING)



3D VIEW



RECOMMENDED PCB LAYOUT
TOP VIEW TOL:±0.05



09	HOUSING	1 PCS	HIGH TEMPERATURE PLASTIC	BLACK COLOR
08	CONTACT G	1 PCS	BRASS T=0.20	Au Plated
07	CONTACT G	1 PCS	STAINLESS STEEL, T=0.20	Au Plated
06	CONTACT F	1 PCS	BRASS T=0.20	Au Plated
05	CONTACT E	1 PCS	STAINLESS STEEL, T=0.20	Au Plated
04	CONTACT D	1 PCS	BRASS T=0.20	Au Plated
03	CONTACT C	1 PCS	STAINLESS STEEL, T=0.20	Au Plated
02	CONTACT B	1 PCS	BRASS T=0.20	Au Plated
01	CONTACT A	1 PCS	STAINLESS STEEL, T=0.20	Au Plated
ITEM	PART NAME	Q'TY	MATERTAL	DESCRIPTION

DONGGUAN AUGO ELECTRONICS CO.,LTD.

PART NAME		ø3.5 PHONE JACK		DRAWING		Y,C,ZHANG		DWG.No.	
PART NO.		PJ-3550D-007-F08G		CHECK		G.C.Chen		REV. A1	
UNIT : mm	TOLERANCE	UP TO 5	±0.2	ANGLE	APPROVAL	DATE	03-06-2025	PAGE	1 OF 1
	OTHERWISE	ABOVE 5~30	±0.3						

COPYRIGHT RESERVED,PLEASE DO NOT COPY.