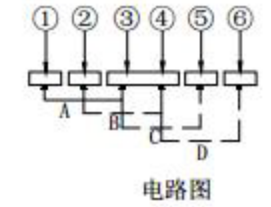
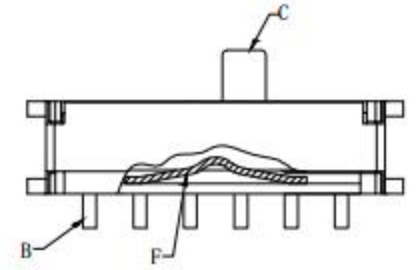

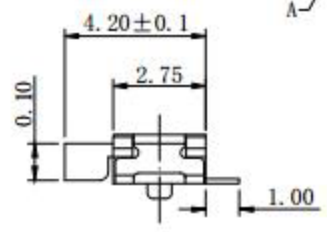
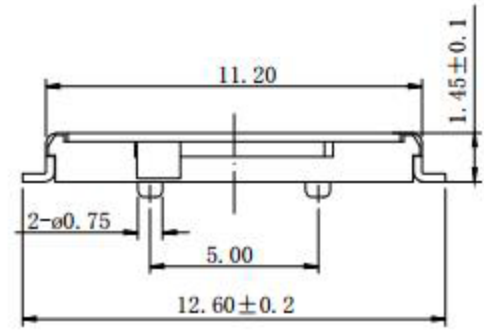


PCB. 焊接尺寸图



电路图



- 材料:
- A底座: LCP(黑色)
 - B端子: 磷铜 (整体镀银与银白色)
 - C手柄: PPA(黑色)
 - D簧片: 铍青铜 (镀银与银白色)
 - E盖板: 磷铜 (镀银与银白色)
 - F弹条: 不锈钢 (整体清洗与本色)

- 主要技术规格:
1. 额定值: 50mA
 2. 接触电阻: $\leq 70m\Omega$
 3. 操作力: $180gf \pm 50gf$
 4. 行程: $1.50 \pm 0.2mm$
 5. 绝缘电阻: $\geq 100M\Omega$
 6. 耐压强度: AC250V 50HZ/ 1Min.
 7. 寿命: 1万Cycles Min
 8. 额定电压: DC 12V

DONGGUAN AUGO ELECTRONIC CO., LTD.

COPYRIGHT RESERVED, PLEASE DO NOT COPY.

PART NAME		SWITCH		DRAWING		Y,C,ZHANG	DWG.No.	SBICL
PART NO.		MSK-1410S		CHECK		G.C.Chen	REV.	A1
UNIT :	TOLERANCE OTHERWISE	UP TO 5	± 0.2	ANGLE	APPROVAL	DATE	14-03-2013	1 OF 1
		ABOVE 5~30	± 0.3					
mm		ABOVE 30	± 0.5	$0^\circ \pm 3'$	SCALE	PAGE		
		ANGLE	$\pm 3'$			2:1		