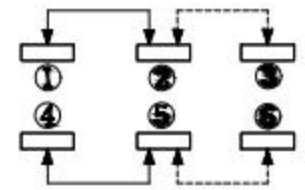
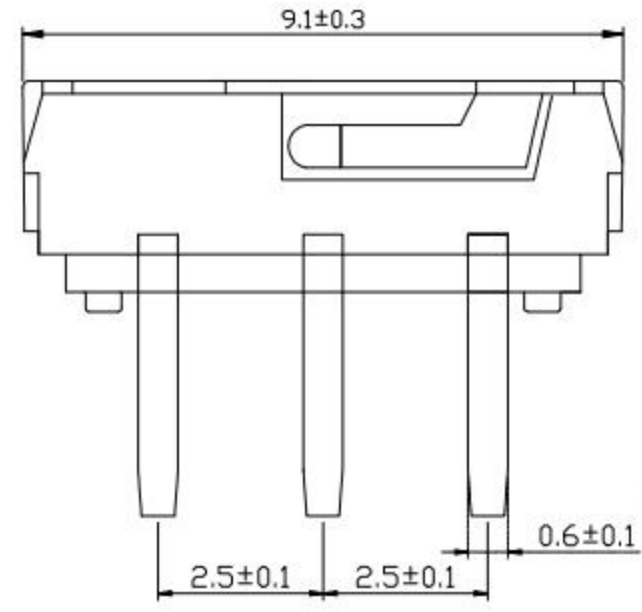
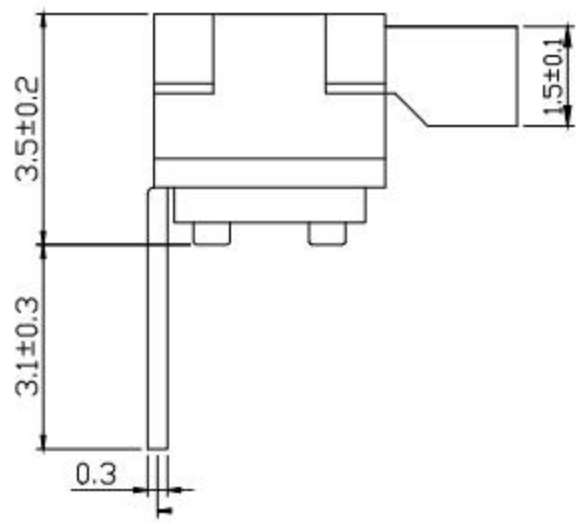
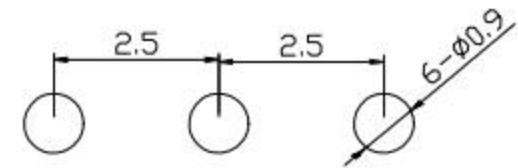
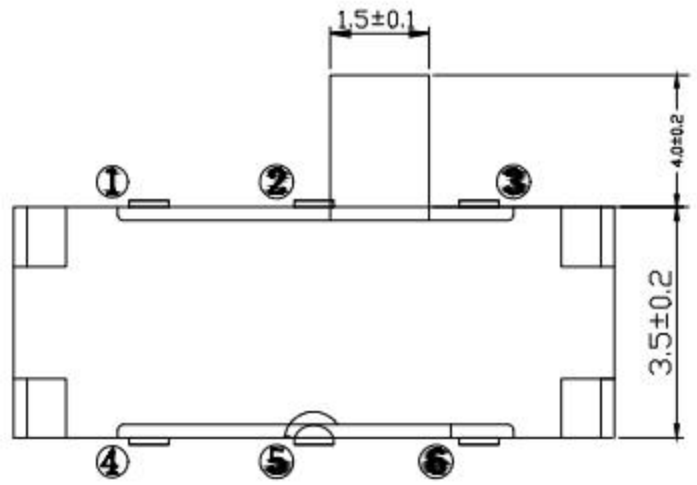


RoHS
Compliant



电路图 (CIRCUIT DIAGRAM)



安装图 (PCB LAYOUT PLAN)

主要技术规格:

1. 额定值: 50mA DC12V
2. 接触电阻: 50mΩ
3. 操作力: 200gf±50gf
4. 行程: 2+0.2mm
5. 绝缘电阻: 100MΩ
6. 抗电强度: 250V 50HZ 1Min.
7. 寿命: 1万Cycles

材料:

- A底座: PA6T (黑色)
- B端子: 磷铜 (镀银)
- C簧片: 铍青铜 (镀银)
- D胶柄: PA46 (黑色)
- E盖板: 不锈钢 (清洗)

DONGGUAN AUGO ELECTRONIC CO., LTD.

COPYRIGHT RESERVED, PLEASE DO NOT COPY.

PART NAME		SWITCH		DRAWING	Y,C,ZHANG	DWG.No.	SBICL
PART NO.		MSK-12D18G4		CHECK	G.C.Chen	REV.	A1
UNIT :	TOLERANCE OTHERWISE	UP TO 5	±0.2	APPROVAL		DATE	14-03-2013
		ABOVE 5~30	±0.3			SCALE	2:1
mm		ABOVE 30	±0.5				
		ANGLE	±3'				