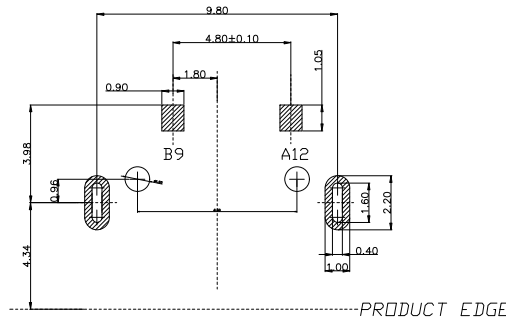
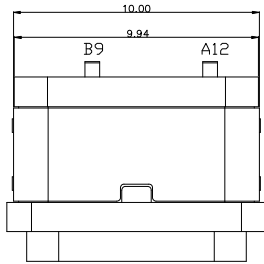


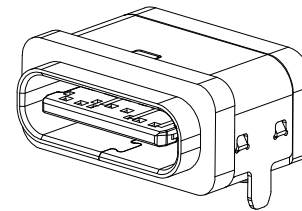
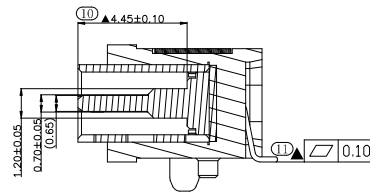
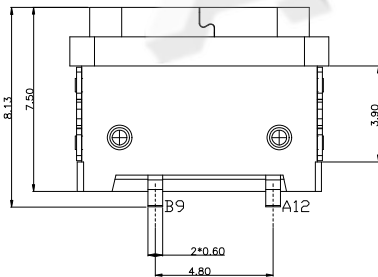
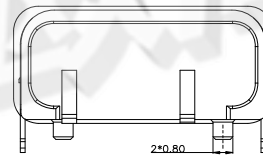
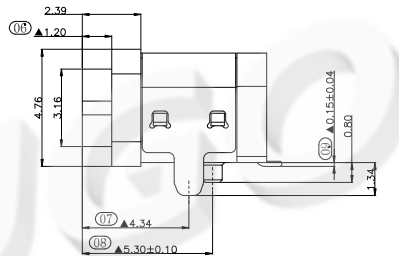
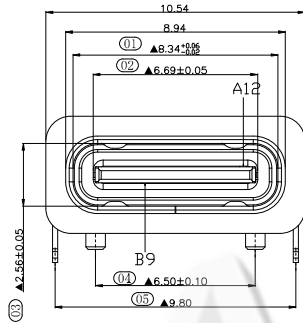
Rohs



REV.	DESCRIPTION	DRAW.	DATE.



RECOMMENDED PCB LAYOUT(TOP VIEW)
THICKNESS 0.8±0.10MM;DEFAULT TOLERANCE:±0.05



备注(NOTE):

- 材质:
1-1. 塑胶: PA9T 黑色UL94V-0, 符合环保.
1-2. 端子: C2680-H T, 镀半金雾锡1U".
1-3. 外壳: SUS201-1/2H 镀镍48H, 符合SGS 环保.
- 尺寸标注事项:
2-1. 图示有标注"▲"记号者为重点尺寸.
- 电气特性:
3-1. 接触区: 接触电阻40mΩ Max, 允许10mΩ变化量. 测试条件: 20mv, 100mA下测量.
3-2. 接触电流: 3A VBUS引脚; 1.25A用于GND引脚; 其他引脚为0.25A.
3-3. 额定电压: 30V.
3-4. 耐电压: 100VR.M.S.
3-5. 绝缘电阻: 至少100兆欧.
- 机械性能:
4-1. 插入力: 0.51-2.04Kg, 拔出力: 0.51-2.04Kg
4-2. 插拔次数: 10000次
5. 工作环境: -20℃ to +85℃.
- 测试要求:
6-1. 吃锡测试: 95%, 盐雾测试: 24HR MIN.
- 品质要求事项:
7-1. 产品表面不能刮伤, 划伤压痕, 缺胶, 歪PIN, 起气泡.
7-2. 镀层要均匀, 不能有发黑发白及露铜现象.

PIN ASSIGNMENTS

PIN	SIGNAL NAME	PIN	SIGNAL NAME
A5	CC1	B12	GND
A9	VBUS	B9	VBUS
A12	GND	B5	CC1

AUGO

AUGO ELECTRONICS CO.,LTD.

COPYRIGHT RESERVED,PLEASE DO NOT COPY.

REV:	01	UNLESS OTHERWISE SPECIFIED,TOLERANCE: X. ±0.20 X.x ±0.15 X.xx ±0.10 ANGULAR ±2°	TITLE:	TYPE-C SERIES	DESIGN	H.Y.ZHU	DATE	
SIZE:	A4		PART NO.:	TYPEC 2P 板上SMT L=7.5mm,带柱两脚防水X8级	DRAWING	W.B.QIAO	DATE	
SCALE:1:1	UNIT:mm			CHECK	G.C.CHEN	DATE		
SHEET:1/1				SCALE	1:1	PAGE	1 OF 1	