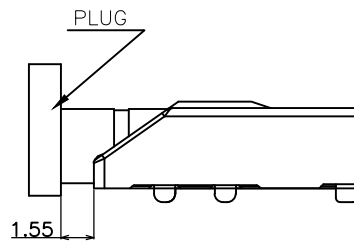
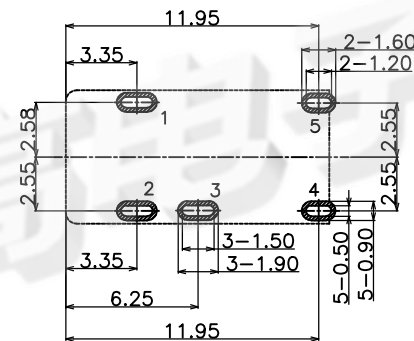
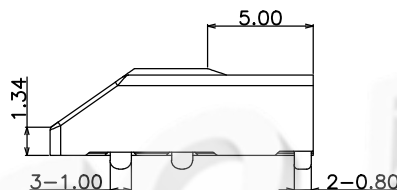
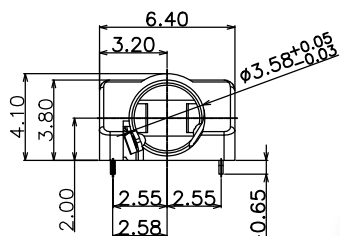


3D VIEW

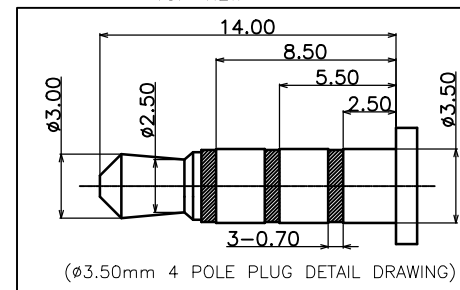
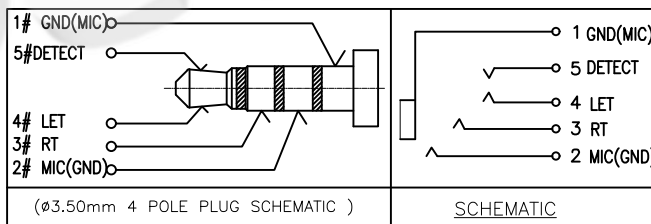
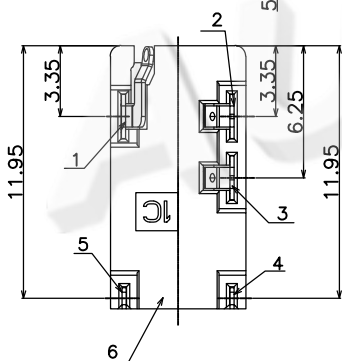


PLUG MATE DRAWING

- CONTACT CURRENT RATING: 1A.
- CONTACT RESISTANCE: 50 mΩ MAX.;
- INSULATION RESISTANCE: 100MΩ MIN.;
- DIELECTRIC WITHSTANDING: 500V AC MIN.;
- DURABILITY: 5,000 CYCLES MIN.;
- CONNECTOR MATING FORCES: 30N MAX.;
- CONNECTOR UNMATING FORCES: 3N MIN.;



P.C.B LAYOUT
TOP VIEW



6	HOUSING	1	HIGHT TEMPERATURE PLASTIC; COLOR BLACK	
5	TERMINAL 5#	1	STAINLESS STEEL; NICKEL UNDER PLATING OVERALL, GOLD PLATING ON SOLDER AREA; GOLD PLATING ON CONTACT AREA	T=0.20mm
4	TERMINAL 4#	1	ON SOLDER AREA; GOLD PLATING ON CONTACT AREA	T=0.20mm
3	TERMINAL 3#	1		T=0.20mm
2	TERMINAL 2#	1	COPPER ALLOY; NICKEL UNDER PLATING OVERALL, GOLD PLATING ON SOLDER AREA; GOLD PLATING ON CONTACT AREA	T=0.20mm
1	TERMINAL 1#	1		T=0.20mm
ITEM	NAME	Q'TY	DESCRIPTION	NOTE

DONGGUAN AUGO ELECTRONICS CO.,LTD.

COPYRIGHT RESERVED,PLEASE DO NOT COPY.

PART NAME		PHONE JACK		DRAWING	Y,C,ZHANG	DWG.No.	Robin
PART NO.		PJ-0410XP		CHECK	G.C.Chen	REV.	A1
UNIT : mm	TOLERANCE OTHERWISE	UP TO 5	±0.2	APPROVAL	SCALE	DATE	26-06-2018
		ABOVE 5 ~30	±0.3			PAGE	1 OF 1
		ABOVE 30	±0.5				
		ANGLE	±3°				